

It is a nice day, and it will most likely remain a nice day.

FORECAST!

Heavy rains expected for three consecutive day.

Severity: Class 01

Magnitude: 4.4

Affected Region: 8510 km²
Northern Senegal

FORECAST!

Strong winds. There is a 70% probability that winds will blow in excess of 120 km per hour over the eastern shore of Saint Louis.

FORECAST!

Vast regions west of here are experiencing unprecedented rains.

This will most likely result in floods never experienced in the history of villages along the Senegal river.

FORECAST!

Light showers very likely in the area of Saint Louis

FORECAST!

Up to 35mm of rain likely to occur in this region, with 90% probability for a duration of 24 hours.

FORECAST!

Accumulated rainfall expected to reach 40% above normal. The likelihood of severe flooding is 30%.

FORECAST!

Your cousin from Dakar calls and said that they just watched the weather bulletin on TV and found out that your area is going to experience heavy rain in a few hours.

FORECAST!

24 hours


3 days

24 hours

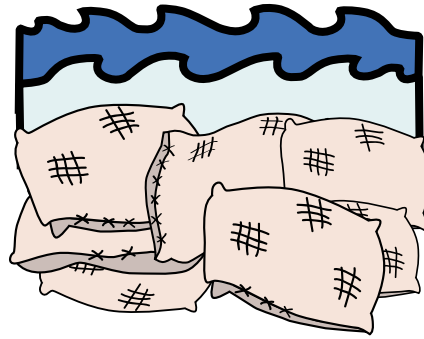
3 days

1 week

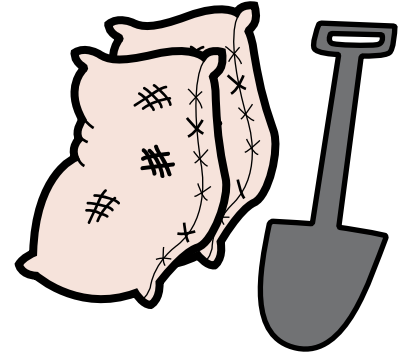
1 week




BUILD SHELTER!
Build temporary shelters
on highground



SANDBAGS!
Sandbag the riverbanks




EQUIPMENT!
Ensure region center has
enough sandbags &
shovels



REPAIR ROADS!
Repair / check exit flood
structures (roads, routes,
etc)



POTS & PANS!
This is a good opportunity to
start collecting fresh water!



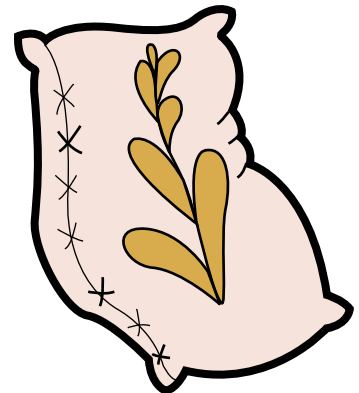
NEGOTIATE!
Seek funding from
international sources.




REVIEW!
Assess what was done in last
storm and adjust accordingly



PLAY FUTBOL!
Things seem relatively
calm so have fun!




STORE FOOD!
Begin removing food from
the granary and store in sacks
to be put on high ground



MAKE A PLAN!

Call a village meeting to discuss how to move dwellings and food stores to higher ground



GATHER FAMILIES!

Move the families to stay in the safest structure. Pack only essentials.



EVACUATE!

Make sure to evacuate areas that have flooded in the past




COMMUNICATE!

Get cellphones for village elders



PREPARE!

Practice the evacuation route to ensure you know where to meet




COMMUNICATE!

Interrupt television broadcasts to warn people of storms



FORECAST!

Get advance information on increased river flows to downstream communities



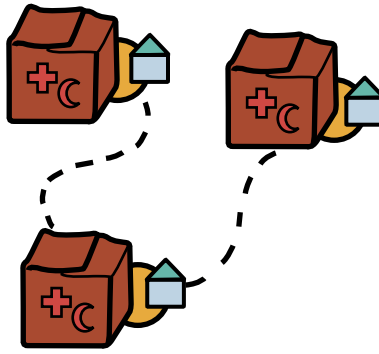
EVACUATE!

Evacuate low-lying areas in the vicinity of rivers and streams

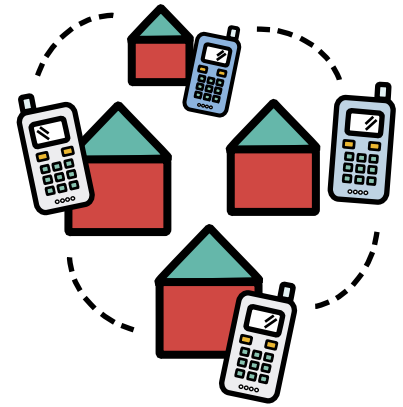


COMMUNICATE!


Talk to Red Cross people to see if the rain is coming



REQUISITION!
Try to call in relief supplies in three strategic locations around the village




COMMUNICATE!
Check that communications are in good working order




SATELLITE!
Ask meteorologists for more specific details on the forecast.




COMMUNICATE!
Check with Red Cross & meteorologists about any potential bad weather




HERD!
Move animals to a safe place




COMMUNICATE!
Spread the news of coming storm to other villages




COMMUNICATE!
Distribute hand-cranked radios to people in areas with poor access to electricity



DISTRIBUTE!
Heightened incidences of mosquito-borne diseases
Distribute bed nets & medicine



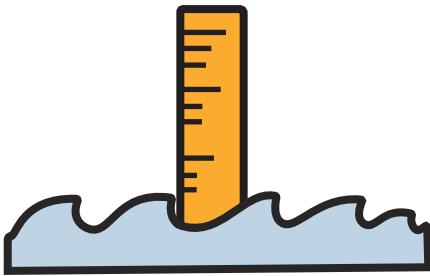
COMMUNICATE!
Contact local authorities to ask about possible - evacuation.




PREPARE!
Store potable water




CLEAN UP!
Make sure that all gutters are cleared of refuse.




MONITOR!
Monitor the river for any change




CHECK SUPPLIES!
Check & re-stock medical supplies



REPAIR!
Mend fishing nets



MOVE BOATS!
Inform fishermen & make plan to move fishing vessels to a safe place




SEARCH & RESCUE!
Acquire materials for a search and rescue



PREPARE!
Prepare food, water, and any essentials for two days in case of flooding



COLLECT WATER!
Put containers on the roof
to collect rain water.



DIG DITCHES!
Dig drainage ditches to
reroute water



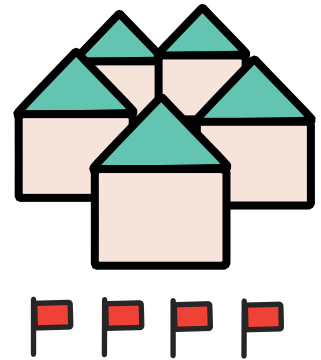
TEND TO FIELDS!
Prepare the fields for
growth.




ANY QUESTIONS?
Ensure everyone is informed
on the situation at hand



SEEK SHELTER!
Seek shelter in a tree and
wait for the flood to end



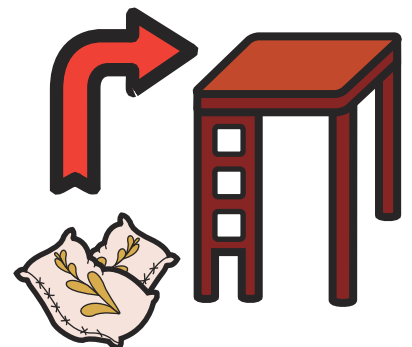
PLAN!
Establish evacuation routes
to safe shelters




RELAX!
And gossip about the
neighbors!



RECOVER!
For recovery, acquire tools
and seeds for replanting
damaged crops




PREPARE!
Move supplies to higher
ground



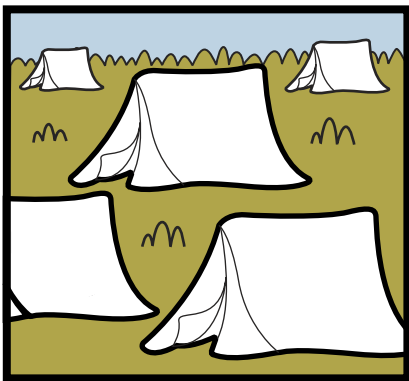
BUILD!
Fortify building foundations




TEST!
Check that communications
are in good working order




STOCK UP!
Arrange for adequate stocks
of antibiotics for cholera and
diphtheria




SHELTER!
Set up substantial amount of
shelters



LIVESTOCK!
Balance your livestock
to prepare for the flood.



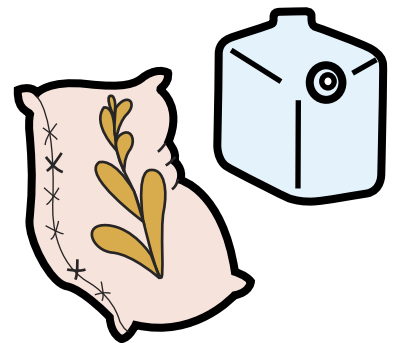
HERD!
Move livestock to higher
ground




PREDICT!
Identify households at risk.




DIVERSIFY!
Diversify crops.



DISTRIBUTE!
Bring food and water to
region.




COMMUNICATE!
Ensure the community members are talking and preparing.




FORTIFY ROADS!
Fortify roads with gravel.




REQUEST!
Ask local authorities for financial support



HELP OUT!
Take care of people in the community that may not be able to help themselves




PREPARE!
Train local community in first aid procedures




SHELTER!
Build temporary shelter in designated safe location




EVACUATE!
Move to emergency residence. Pack essentials.




BE ACTIVE!
Create telephone tree to promote rapid communication




MONITOR!
Check weather again in one week.




TRANSPORT!
Procure trucks from Red Cross to move supplies.



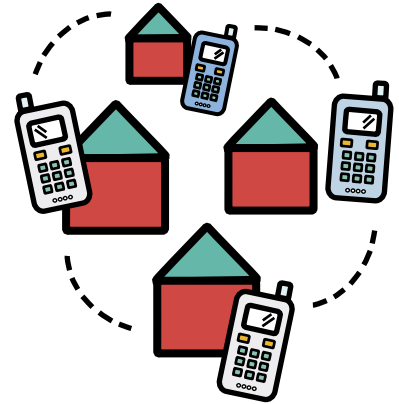
MONITOR!
Check the weather every week to see if there's any change.




SECURE BOATS!
Anchor the boats and store them in a safe location




RESERVE!
Store foods for children to ration



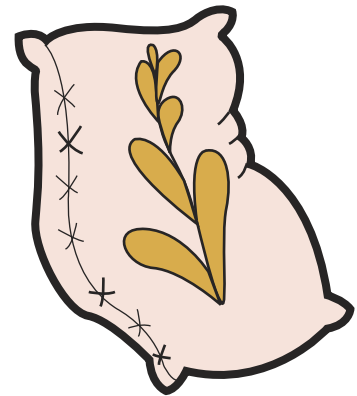
COMMUNICATE!
Check in with other villages.



PREPARE!
Fill trucks with gasoline. Fill extra gas cans.



PROTECT!
Lock up all livestock.



BUY FOOD!
Purchase and store grain for future relief supplies

